
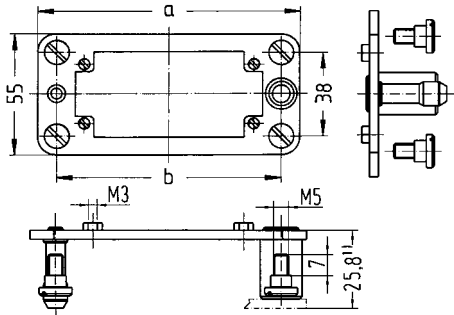
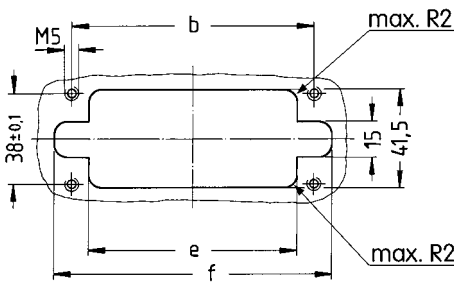




Identification	Size	Part number	Drawing Dimensions in mm
<p>Docking frame</p> <p>Range of delivery: 1 frame, 4 cheese head shoulder screws to fix the docking frame</p>  <p>pull-in-range x-axis: ± 1.5 mm pull-in-range y-axis: ± 1.5 mm</p>	<p>6 B 10 B 16 B 24 B</p>	<p>09 30 006 1701 09 30 010 1701 09 30 016 1701 09 30 024 1701</p>	 <p>Distance for electrical and F.O. contacts max. 27 mm; for pneumatic contacts max. 26.5 mm</p> <p>6 B: a=86; b=69 10 B: a=99; b=82 16 B: a= 119.5 ; b= 102.5 24 B: a=146; b=129</p>  <p>6 B: b= 69; e= 54.5; f= 84 10 B: b= 82; e= 67.5; f= 97 16 B: b= 102.5; e= 88; f= 117.5 24 B: b= 129; e= 114.5; f= 144</p>